

Main Curriculum Subject Links- Autumn 2 Nursery



Understanding the World

- Explore how things work
- Explore and talk about different forces they can feel
- Talk about what they see, using a wide vocabulary

Expressive Arts and Design

- Take part in pretend play
- Make imaginative and complex small worlds with blocks and construction kits.
- Develop their own ideas and then decide which materials to use to express them.
- Join different materials





EYFS 1 Knowledge Organiser – My Favourite Toys

Term: Autumn 2



Quality texts:

Kipper's Toybox
Mick Inkpen



First Hand / Real Life Learning Experiences

UW

To look, smell, touch old toys.

Use creative area to represent toys.

To work with year 5 children to make a toy using junk modelling.

Explore how things work and explore different forces they can feel.

- Freeze dinosaurs and work out how to get them out.
- Look at toys that use batteries and explain what happens when they are switched on.
- Provide toys that are moved with push and pull motions

Important Facts:

- That toys can be moved in different ways (push, pull, battery operated).
- Toys can be made from different materials.
- That old toys aren't always broken.

Nursery Rhymes:

- Lots of Different Toys (Twinkl)
- Night time in the Toy Shop (Twinkl)

Key Vocabulary

push, pull, old, new, build

Key Questions

- Can you tell me your favourite toy and why?
- What can your favourite toy do and how does it move?
- Can you use construction toys to represent another object.

EAD

- Make imaginative small world with blocks and construction kits.
- Take part in simple pretend play.
- Develop their own ideas and then decide which materials to use.

Physical Development.

- Use one handed equipment such as scissors to help them build toys.
- Develop their independence in choosing materials.