

Main Curriculum Subject Links- Spring 1 Reception



Understanding the World (Geography and Science)

Past and Present (History)

- Know some similarities and differences between things in the past and now, drawing on their experiences and what has been read in class;
- Understand the past through settings, characters and events encountered in books read in class and storytelling

The Natural World (Science)

- Explore the natural world around them, making observations
- Understand some important processes and changes in the natural world around them, including the seasons and changing states of matter.

Expressive Art and design (Art and DT)

Creating with Materials

- Safely use and explore a variety of materials, tools and techniques,
- experimenting with colour, design, texture, form and function;
- Share their creations, explaining the process they have used
- Make use of props and materials when role playing characters in narratives and stories.

Being imaginative and Expressive




- Invent, adapt and recount narratives and stories with peers and their teacher; - Sing a range of well-known nursery rhymes and songs; Perform songs, rhymes, poems and stories with others, and - when appropriate - try to move in time with music.

EYFS 2 Knowledge Organiser – Traditional Tales

Term: Spring 1



Quality texts:



First Hand / Real Life Learning Experiences

UW (Science)(Geography)

Experimenting with placing gingerbreads in different liquids

Making rooves for the 3 pigs house out of different materials

Creating maps to get to grandma's house

Making boats out of different materials to stay afloat.

UW Science – Which materials would make the best roof for the three pigs?

- Looking at different materials and making predictions whether they could stand the wind and the rain!
- Predicting what would happen if rooves are made out of these materials.

Important Facts:

- That some liquids will make something dissolve
- That different materials will work well to float and stay waterproof
- That traditional tales have been passed down through generations; their grandmas and grandads will have heard them when they were little
- That sometimes these stories have changed over time (different versions)

Key Vocabulary

Once upon a time (repeat from Nursery), happily ever after, suddenly, float, sink, and dissolve

Key Questions

- How does a traditional tale usually start?
- How does a traditional tale usually end?
- If something stays on top of the water, what is it called? (floating)
- If an object goes under the waters, what is it called? (sinking)
- How do you think Hansel and Gretel felt when the witch caught them?

Physical

- To handle equipment and tools effectively, including pencils for writing.
- Acting out role play and retelling and adapting traditional tales.